



Intended Use | Decking is a product for flooring and platforms used on open air or in a humid environment. Open verandas, pavilions, terraces, bridges, suspended garden paths, open areas are perfect examples of decking usage.

Wood species | Thermoash
Construction | Solid Hardwood Flooring
Grade | Select
Surface pattern | «Velvet» / «Smooth»

Finish | No finishing. It's recommended to apply Coswick lasur after decking installation in order to receive additional protection from UV rays.

Product characteristics | Environmentally friendly product. Thermo-modified wood is received under temperature influence.

Warranties | 1 year

Construction

	Solid Hardwood Flooring	Symmetrical groove makes it possible to fix the board both ways - profiled side up and smooth side up.
--	-------------------------	--

Dimensions

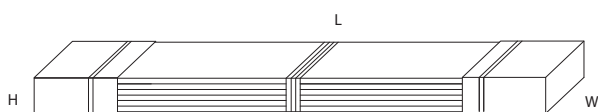
# Art.	Length	Width	Thickness	Joint type	Pattern
6601-0609-1000	1200 mm	130 mm	20 mm	Groove-Groove	«Velvet» / «Smooth»
6601-0607-1000	1500 mm	130 mm	20 mm	Groove-Groove	«Velvet» / «Smooth»
6601-0606-1000	1800 mm	130 mm	20 mm	Groove-Groove	«Velvet» / «Smooth»
6601-0605-1000	2100 mm	130 mm	20 mm	Groove-Groove	«Velvet» / «Smooth»
6601-0604-1000	2400 mm	130 mm	20 mm	Groove-Groove	«Velvet» / «Smooth»
6601-0602-1000	2900 mm	130 mm	20 mm	Groove-Groove	«Velvet» / «Smooth»

Parameters

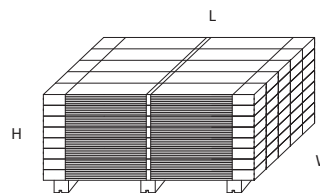
Acceptable deviations

Thickness deviations	± 0,3 mm
Width deviations	± 0,3 mm
Height of curvature at the edge	Not more than 5mm of the board length
Height of curvature by face	Not more than 10mm of the board length
Butt trimming of end	Not more than 0,2 mm

Packing



Box in shrink sleeve, 6 planks

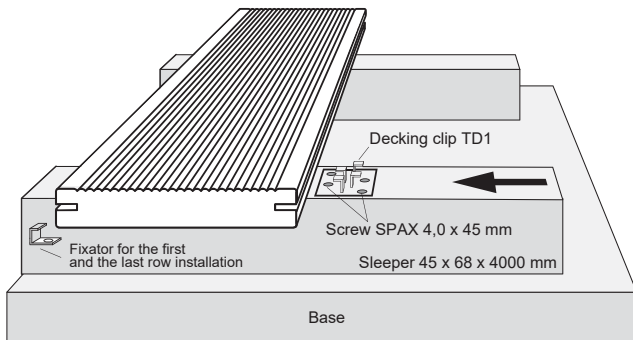


Number of boxes per pallet: 40 pcs

# Art.	Footage per pack, m ²	Footage per pack, lm	Weight	Box Dimensions H x W x L	Pallet weight	Pallet Dimensions H x W x L
6601-0609-1000	0,936 m ²	7,2 lm	12,5 kg	131 x 147 x 1220 mm	556 kg	1055 x 1000 x 1220 mm
6601-0607-1000	1,170 m ²	9,0 lm	15,5 kg	131 x 147 x 1520 mm	641 kg	1150 x 750 x 1520 mm
6601-0606-1000	1,404 m ²	10,8 lm	18,5 kg	131 x 147 x 1820 mm	761 kg	1150 x 750 x 1820 mm
6601-0605-1000	1,638 m ²	12,6 lm	21,5 kg	131 x 147 x 2120 mm	881 kg	1150 x 750 x 2120 mm
6601-0604-1000	1,872 m ²	14,4 lm	24,5 kg	131 x 147 x 2420 mm	1001 kg	1150 x 750 x 2420 mm
6601-0602-1000	2,262 m ²	17,4 lm	29,5 kg	131 x 147 x 2920 mm	1202 kg	1150 x 750 x 2920 mm



Installation



It is recommended to install decking on a solid, long-lasting base made of slippers. Slope for water drainage and possibility of natural ventilation should be arranged before foundation installation. Expansion gaps of not less than 6 mm should be kept at the points of contact with fixed elements (buildings, columns, etc.) and of not less than 4 mm between the boards (provided by TD1 fasteners).

Recommended space between slippers - 400 mm, space between slipper supports - 800 ... 1000 mm; slippers should be waterproofed from the supports. It is necessary to have moisture-proofing device or drainage layer when installing the decking over the open ground.

The actual area of the installed board is approximately 3% bigger than the original area of decking because of expansion gap.

Protective lasur should be applied after decking installation in order to save the color.

Tools and Equipment for installation

It's recommended to equip decking with: slipper (45 x 68 x 4000 mm), Fasteners Start TD1, Fasteners TD1, Screws. Apply Coswick lasur after decking installation in order to protect it from fading in the sun.

Item	# Art.	Qty per 1 m ²	Qty per pack
Slipper 45 x 68 x 4000 mm	4430-030000	2,5 lm	12 lm (3 planks)
TD1 Start Fasteners	4340-030000	0,2 ... 1 pc (calculated)	10 pcs
TD1 Fasteners	4350-030000	20 pcs	100 pcs
Screw 4,0 x 45 mm	4440-030000	40 pcs	200 pcs
Colorless lasur	4290-020000 / 4300-020000 / 4310-020000	45 ml (2 layers)	0,75 l / 3 l / 5 l
White lasur	4290-020001 / 4300-020001 / 4310-020001	45 ml (2 layers)	0,75 l / 3 l / 5 l
Brown lasur	4290-020022 / 4300-020022 / 4310-020022	45 ml (2 layers)	0,75 l / 3 l / 5 l
Black lasur	4290-020003 / 4300-020003 / 4310-020003	45 ml (2 layers)	0,75 l / 3 l / 5 l

Maintenance and care conditions

Thermoash decking is designed for open area. Proper on-time and regular care should be arranged in order to save the beauty and attractive original appearance of decking. Dust, sand, leaves and other rubbish should be removed with firm brush. Decking can also be cleaned with a garden hose and a stiff brush if needed. It is recommended to apply Coswick lasur occasionally (once a year).

Required color	Frequency and care materials
Thermoash	Once a year. Colorless lasur (2 layers)
Toned Thermoash	Once a year. Toned lasur (2 layers)

